

Overview of CMSS

Mark C. Wilson
Department of Computer Science
University of Auckland
Director, CMSS
`cmss.auckland.ac.nz`

COMPASS Seminar, 12 September 2014

History

- ▶ Founded in early 2010 as Departmental Centre in Department of Mathematics.

History

- ▶ Founded in early 2010 as Departmental Centre in Department of Mathematics.
- ▶ Has focused on international research workshops.

History

- ▶ Founded in early 2010 as Departmental Centre in Department of Mathematics.
- ▶ Has focused on international research workshops.
- ▶ Reviewed in late 2013. Review recommended trying to create more external links and obtain external funding, changing advisory board.

History

- ▶ Founded in early 2010 as Departmental Centre in Department of Mathematics.
- ▶ Has focused on international research workshops.
- ▶ Reviewed in late 2013. Review recommended trying to create more external links and obtain external funding, changing advisory board.
- ▶ Current funding: small amounts of money donated by several UoA departments. Other funding from internal UoA visitor funds.

Vital statistics

- ▶ 10 UoA academic staff members, 1 from Massey-Albany, 1 from AUT.

Vital statistics

- ▶ 10 UoA academic staff members, 1 from Massey-Albany, 1 from AUT.
- ▶ 8 external affiliates.

Vital statistics

- ▶ 10 UoA academic staff members, 1 from Massey-Albany, 1 from AUT.
- ▶ 8 external affiliates.
- ▶ 6 current PhD students.

Vital statistics

- ▶ 10 UoA academic staff members, 1 from Massey-Albany, 1 from AUT.
- ▶ 8 external affiliates.
- ▶ 6 current PhD students.
- ▶ Advisory Board currently with 3 members (including Peter Davis).

Vital statistics

- ▶ 10 UoA academic staff members, 1 from Massey-Albany, 1 from AUT.
- ▶ 8 external affiliates.
- ▶ 6 current PhD students.
- ▶ Advisory Board currently with 3 members (including Peter Davis).
- ▶ Small amounts of money donated by several UoA departments. Other funding from internal UoA visitor funds.

Activities

- ▶ Main activity is annual Summer Workshop (6th to be run in December 2014).

Activities

- ▶ Main activity is annual Summer Workshop (6th to be run in December 2014).
- ▶ Prominent international speakers, e.g. T. Roughgarden (Stanford), M. Jackson (Stanford).

Activities

- ▶ Main activity is annual Summer Workshop (6th to be run in December 2014).
- ▶ Prominent international speakers, e.g. T. Roughgarden (Stanford), M. Jackson (Stanford).
- ▶ Members have done some small consulting jobs, but not “officially” for CMSS.

Activities

- ▶ Main activity is annual Summer Workshop (6th to be run in December 2014).
- ▶ Prominent international speakers, e.g. T. Roughgarden (Stanford), M. Jackson (Stanford).
- ▶ Members have done some small consulting jobs, but not “officially” for CMSS.
- ▶ 2011 Referendum Simulator obtained some press coverage.

Activities

- ▶ Main activity is annual Summer Workshop (6th to be run in December 2014).
- ▶ Prominent international speakers, e.g. T. Roughgarden (Stanford), M. Jackson (Stanford).
- ▶ Members have done some small consulting jobs, but not “officially” for CMSS.
- ▶ 2011 Referendum Simulator obtained some press coverage.

2014 Summer Workshop

- ▶ Held 9-10 December 2014 at UoA.

2014 Summer Workshop

- ▶ Held 9-10 December 2014 at UoA.
- ▶ Invited speakers:

2014 Summer Workshop

- ▶ Held 9-10 December 2014 at UoA.
- ▶ Invited speakers:
 - ▶ Matthew Jackson (Stanford, Economics), author of the standard textbook *Social and Economic Networks*.
<http://web.stanford.edu/~jacksonm/>

2014 Summer Workshop

- ▶ Held 9-10 December 2014 at UoA.
- ▶ Invited speakers:
 - ▶ Matthew Jackson (Stanford, Economics), author of the standard textbook *Social and Economic Networks*.
<http://web.stanford.edu/~jacksonm/>
 - ▶ Damon Centola (U. Pennsylvania, Sociology), specializes in social network modelling with health applications.
<http://ndg.asc.upenn.edu/dcentola>

2014 Summer Workshop

- ▶ Held 9-10 December 2014 at UoA.
- ▶ Invited speakers:
 - ▶ Matthew Jackson (Stanford, Economics), author of the standard textbook *Social and Economic Networks*.
<http://web.stanford.edu/~jacksonm/>
 - ▶ Damon Centola (U. Pennsylvania, Sociology), specializes in social network modelling with health applications.
<http://ndg.asc.upenn.edu/dcentola>
- ▶ We aim to create a community of researchers in this interdisciplinary field. In February 2014 we held a small, more focused workshop at UoA.

Other activities in 2014

- ▶ Responding to the review.

Other activities in 2014

- ▶ Responding to the review.
- ▶ Discussions with Electoral Commission (which promised all support short of actual money).

Other activities in 2014

- ▶ Responding to the review.
- ▶ Discussions with Electoral Commission (which promised all support short of actual money).
- ▶ Consulting for a national industry organization on the method for electing their board.

Other activities in 2014

- ▶ Responding to the review.
- ▶ Discussions with Electoral Commission (which promised all support short of actual money).
- ▶ Consulting for a national industry organization on the method for electing their board.

New members arriving soon

- ▶ Samin Aref (PhD student, from Sharif U.) to study

New members arriving soon

- ▶ Samin Aref (PhD student, from Sharif U.) to study
- ▶ Neda Sakhaee (PhD student, from Auckland) to study validation of social network models.

Research strengths

- ▶ Mathematical theory of voting and elections (Slinko, Wilson, Pritchard)

Research strengths

- ▶ Mathematical theory of voting and elections (Slinko, Wilson, Pritchard)
- ▶ Microeconomics (Ryan, Lippert, Fabrizi)

Research strengths

- ▶ Mathematical theory of voting and elections (Slinko, Wilson, Pritchard)
- ▶ Microeconomics (Ryan, Lippert, Fabrizi)
- ▶ Game theory (Hillas)

Research strengths

- ▶ Mathematical theory of voting and elections (Slinko, Wilson, Pritchard)
- ▶ Microeconomics (Ryan, Lippert, Fabrizi)
- ▶ Game theory (Hillas)
- ▶ Decision theory (Ryan, Pavlov, Beltran)

Research strengths

- ▶ Mathematical theory of voting and elections (Slinko, Wilson, Pritchard)
- ▶ Microeconomics (Ryan, Lippert, Fabrizi)
- ▶ Game theory (Hillas)
- ▶ Decision theory (Ryan, Pavlov, Beltran)
- ▶ Behavioral social science (Beltan, Pavlov)

Research strengths

- ▶ Mathematical theory of voting and elections (Slinko, Wilson, Pritchard)
- ▶ Microeconomics (Ryan, Lippert, Fabrizi)
- ▶ Game theory (Hillas)
- ▶ Decision theory (Ryan, Pavlov, Beltran)
- ▶ Behavioral social science (Beltran, Pavlov)
- ▶ Logic of belief (Girard, Seligman)

Research strengths

- ▶ Mathematical theory of voting and elections (Slinko, Wilson, Pritchard)
- ▶ Microeconomics (Ryan, Lippert, Fabrizi)
- ▶ Game theory (Hillas)
- ▶ Decision theory (Ryan, Pavlov, Beltran)
- ▶ Behavioral social science (Beltan, Pavlov)
- ▶ Logic of belief (Girard, Seligman)
- ▶ Diffusion in social networks (Wilson, Pavlov, Girard, Atkinson)

Research strengths

- ▶ Mathematical theory of voting and elections (Slinko, Wilson, Pritchard)
- ▶ Microeconomics (Ryan, Lippert, Fabrizi)
- ▶ Game theory (Hillas)
- ▶ Decision theory (Ryan, Pavlov, Beltran)
- ▶ Behavioral social science (Beltan, Pavlov)
- ▶ Logic of belief (Girard, Seligman)
- ▶ Diffusion in social networks (Wilson, Pavlov, Girard, Atkinson)
- ▶ A lot of other mathematical, statistical, computational knowledge (in particular Slinko, Wilson, Pritchard).

Example: election simulation

- ▶ In 2011 Wilson and Pritchard created an online simulator to predict the result of NZ elections if the electoral system were changed. This was to inform the public about the consequences of their vote in the MMP referendum. See <http://www.stat.auckland.ac.nz/~geoff/voting/>.

Example: election simulation

- ▶ In 2011 Wilson and Pritchard created an online simulator to predict the result of NZ elections if the electoral system were changed. This was to inform the public about the consequences of their vote in the MMP referendum. See <http://www.stat.auckland.ac.nz/~geoff/voting/>.
- ▶ In 2012 Wilson and student M. Fowlie submitted to MMP Review by Electoral Commission. This was the only submission of 4000 that was reprinted in the EC final report.

Example: election simulation

- ▶ In 2011 Wilson and Pritchard created an online simulator to predict the result of NZ elections if the electoral system were changed. This was to inform the public about the consequences of their vote in the MMP referendum. See <http://www.stat.auckland.ac.nz/~geoff/voting/>.
- ▶ In 2012 Wilson and student M. Fowlie submitted to MMP Review by Electoral Commission. This was the only submission of 4000 that was reprinted in the EC final report.
- ▶ Methodology is mostly based on numerical simulations and statistical estimation.

Example: multiwinner elections

- ▶ 2014 Marsden bid (into 2nd round) Slinko, Wilson.

Example: multiwinner elections

- ▶ 2014 Marsden bid (into 2nd round) Slinko, Wilson.
- ▶ Theory of elections where the purpose is not to choose a single winner, but rather a committee, or ranked list.

Example: multiwinner elections

- ▶ 2014 Marsden bid (into 2nd round) Slinko, Wilson.
- ▶ Theory of elections where the purpose is not to choose a single winner, but rather a committee, or ranked list.
- ▶ Uses theorems, simulation.

Example: belief in social networks

- ▶ Uses DECIDE lab (<http://hfbeltran.wix.com/decide>) run by Pavlov and Beltran.

Example: belief in social networks

- ▶ Uses DECIDE lab (<http://hfbeltran.wix.com/decide>) run by Pavlov and Beltran.
- ▶ Ran experiment where we asked participants questions with objectively correct answers.

Example: belief in social networks

- ▶ Uses DECIDE lab (<http://hfbeltran.wix.com/decide>) run by Pavlov and Beltran.
- ▶ Ran experiment where we asked participants questions with objectively correct answers.
- ▶ Gave them information about the distribution of answers of their neighbours (network chosen by us) and allowed them to choose their answer again.

Example: belief in social networks

- ▶ Uses DECIDE lab (<http://hfbeltran.wix.com/decide>) run by Pavlov and Beltran.
- ▶ Ran experiment where we asked participants questions with objectively correct answers.
- ▶ Gave them information about the distribution of answers of their neighbours (network chosen by us) and allowed them to choose their answer again.
- ▶ After 10 iterations, stopped.

Example: belief in social networks

- ▶ Uses DECIDE lab (<http://hfbeltran.wix.com/decide>) run by Pavlov and Beltran.
- ▶ Ran experiment where we asked participants questions with objectively correct answers.
- ▶ Gave them information about the distribution of answers of their neighbours (network chosen by us) and allowed them to choose their answer again.
- ▶ After 10 iterations, stopped.
- ▶ Girard, Pavlov, Wilson currently writing up descriptive paper explaining the dynamics.

Example: belief in social networks

- ▶ Uses DECIDE lab (<http://hfbeltran.wix.com/decide>) run by Pavlov and Beltran.
- ▶ Ran experiment where we asked participants questions with objectively correct answers.
- ▶ Gave them information about the distribution of answers of their neighbours (network chosen by us) and allowed them to choose their answer again.
- ▶ After 10 iterations, stopped.
- ▶ Girard, Pavlov, Wilson currently writing up descriptive paper explaining the dynamics.
- ▶ Part of a much larger project to understand diffusion models in social networks.

What the subjects saw

Question 1 out of 5	Remaining time to make your choice 14
----------------------------	---------------------------------------

This is iteration 2.

The percentages of your feeds who chose answers 1), 2) or 3) were 0%, 0%, 100%, respectively. Your previous answer to this question was 2. (Note: "0" means you did not answer).

Question

If it takes 5 machines 5 minutes to make 5 widgets, how long will it take 100 machines to make 100 widgets?

Options

1) At least 50 minutes

Diffusion models in social networks

- ▶ Diffusion (of beliefs, behaviours, disease, innovations) is a key topic in many social science applications.

Diffusion models in social networks

- ▶ Diffusion (of beliefs, behaviours, disease, innovations) is a key topic in many social science applications.
- ▶ Epidemic models have been widely used for disease, but they are less relevant for behaviour. Threshold models (introduced by Granovetter) seem better adapted to “complex contagions” .

Diffusion models in social networks

- ▶ Diffusion (of beliefs, behaviours, disease, innovations) is a key topic in many social science applications.
- ▶ Epidemic models have been widely used for disease, but they are less relevant for behaviour. Threshold models (introduced by Granovetter) seem better adapted to “complex contagions” .
- ▶ This is a huge topic with a lot of theoretical and practical interest even after over a decade of intense work.

Diffusion models in social networks

- ▶ Diffusion (of beliefs, behaviours, disease, innovations) is a key topic in many social science applications.
- ▶ Epidemic models have been widely used for disease, but they are less relevant for behaviour. Threshold models (introduced by Granovetter) seem better adapted to “complex contagions”.
- ▶ This is a huge topic with a lot of theoretical and practical interest even after over a decade of intense work.
- ▶ Questions: how to compare/validate such models; understand basic properties of these models.

A model of belief diffusion

- ▶ Agents arranged in a fixed network.

A model of belief diffusion

- ▶ Agents arranged in a fixed network.
- ▶ Belief can be **green** (positive), **red** (negative), **yellow** (agnostic).

A model of belief diffusion

- ▶ Agents arranged in a fixed network.
- ▶ Belief can be **green** (positive), **red** (negative), **yellow** (agnostic).
- ▶ At each time step, agents update their belief.

A model of belief diffusion

- ▶ Agents arranged in a fixed network.
- ▶ Belief can be **green** (positive), **red** (negative), **yellow** (agnostic).
- ▶ At each time step, agents update their belief.
- ▶ If a majority of neighbours are red (green), switch to that colour.

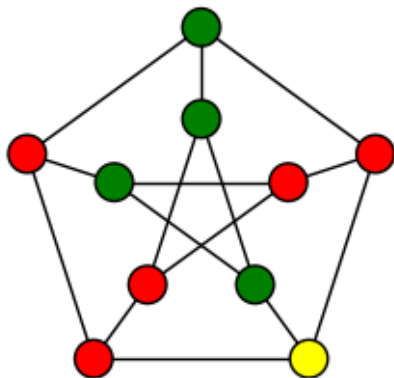
A model of belief diffusion

- ▶ Agents arranged in a fixed network.
- ▶ Belief can be **green** (positive), **red** (negative), **yellow** (agnostic).
- ▶ At each time step, agents update their belief.
- ▶ If a majority of neighbours are red (green), switch to that colour.
- ▶ Else if too few neighbours are red or green, switch to yellow.

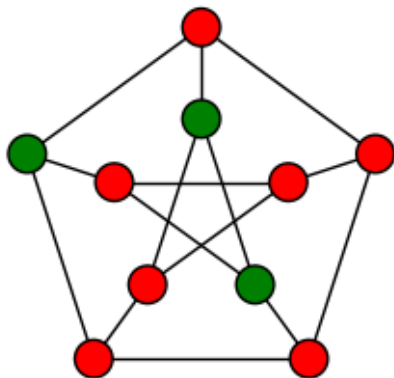
A model of belief diffusion

- ▶ Agents arranged in a fixed network.
- ▶ Belief can be **green** (positive), **red** (negative), **yellow** (agnostic).
- ▶ At each time step, agents update their belief.
- ▶ If a majority of neighbours are red (green), switch to that colour.
- ▶ Else if too few neighbours are red or green, switch to yellow.
- ▶ The version of this model without “yellow” as an allowed state has been used in many contexts, in particular to model adoption of new products, (un)healthy behaviours, etc.

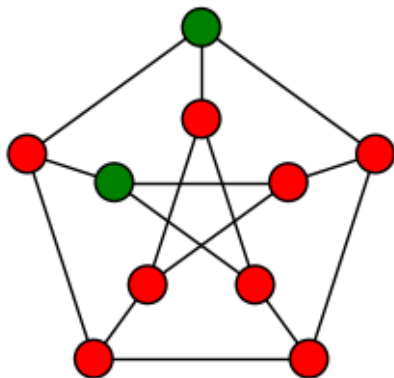
Example: Petersen, step 0



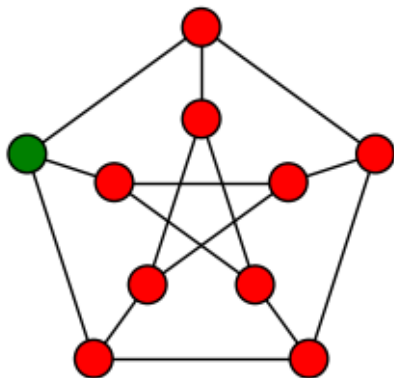
Example: Petersen, step 1



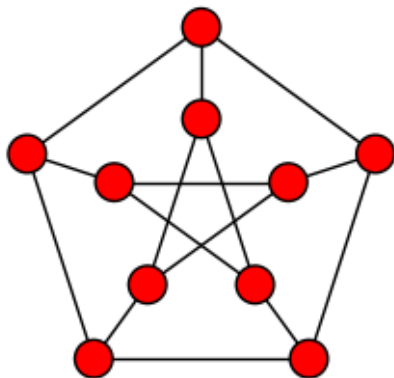
Example: Petersen, step 2



Example: Petersen, step 3



Example: Petersen, step 4



Research questions

- ▶ How do we validate or invalidate such a model, experimentally or empirically?

Research questions

- ▶ How do we validate or invalidate such a model, experimentally or empirically?